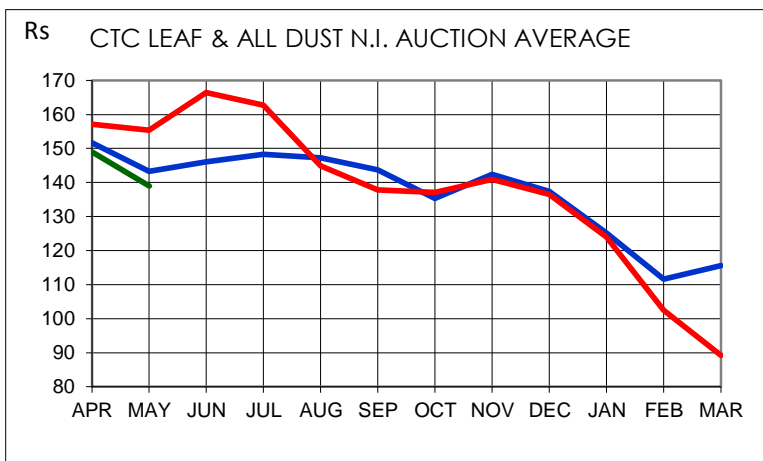




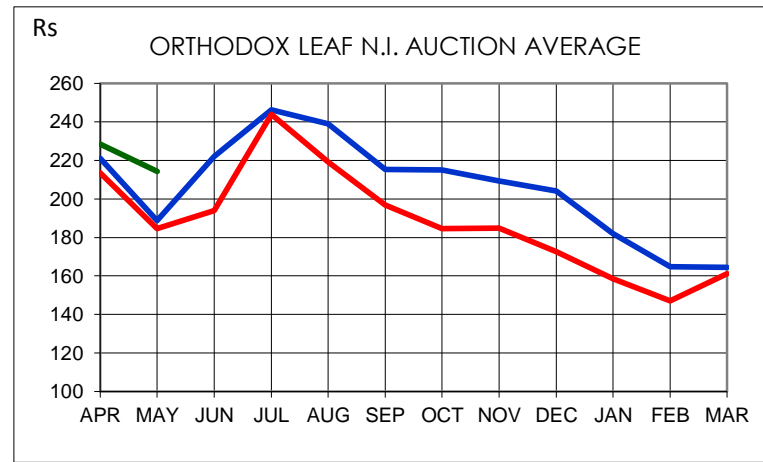
**North India - CTC Leaf & All Dust**

Months	2016/17	2015/16	+/-	2014/15
APR	148.97	151.67	-2.70	157.14
MAY	138.97	143.27	-4.30	155.30
JUN		146.10		166.44
JUL		148.33		162.77
AUG		147.25		144.86
SEP		143.79		137.83
OCT		135.36		137.12
NOV		142.35		140.98
DEC		137.32		136.48
JAN		125.20		123.96
FEB		111.60		102.50
MAR		115.59		89.19
<b>April / May</b>	<b>142.90</b>	<b>145.95</b>	<b>-3.05</b>	<b>156.09</b>



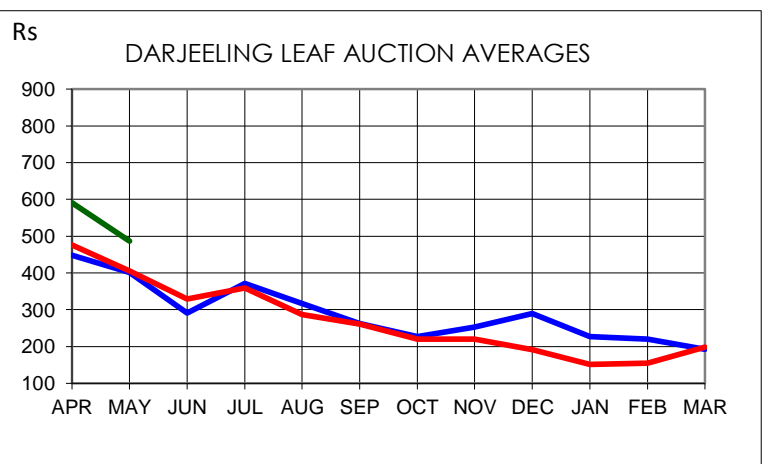
**North India - Orthodox Leaf**

Months	2016/17	2015/16	+/-	2014/15
APR	228.44	221.02	7.42	213.53
MAY	214.30	188.85	25.45	184.65
JUN		222.05		193.93
JUL		246.26		243.90
AUG		238.89		219.32
SEP		215.42		196.93
OCT		214.98		184.51
NOV		209.21		184.79
DEC		204.01		172.56
JAN		181.89		158.60
FEB		164.81		147.08
MAR		164.47		161.28
<b>April / May</b>	<b>219.26</b>	<b>194.51</b>	<b>24.75</b>	<b>191.09</b>



**Darjeeling Leaf**

Months	2016/17	2015/16	+/-	2014/15
APR	590.86	448.21	142.65	476.10
MAY	486.59	402.07	84.52	404.96
JUN		290.77		329.51
JUL		371.67		359.10
AUG		316.55		287.38
SEP		262.13		261.10
OCT		227.05		220.32
NOV		252.67		220.20
DEC		289.31		191.96
JAN		226.83		151.44
FEB		220.92		154.83
MAR		192.58		198.59
<b>April / May</b>	<b>508.84</b>	<b>410.08</b>	<b>98.76</b>	<b>410.08</b>



(\*Subject to minor revision)